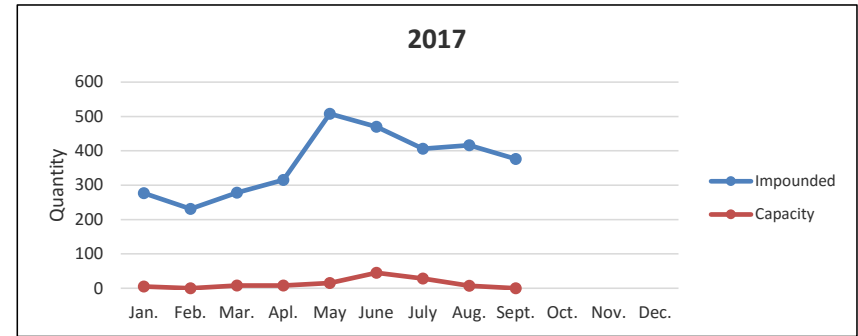
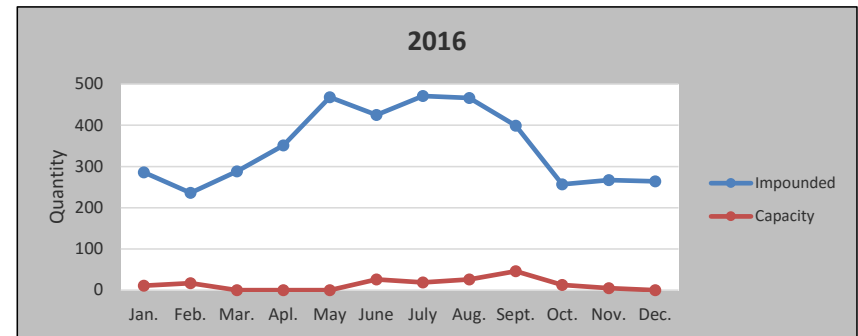


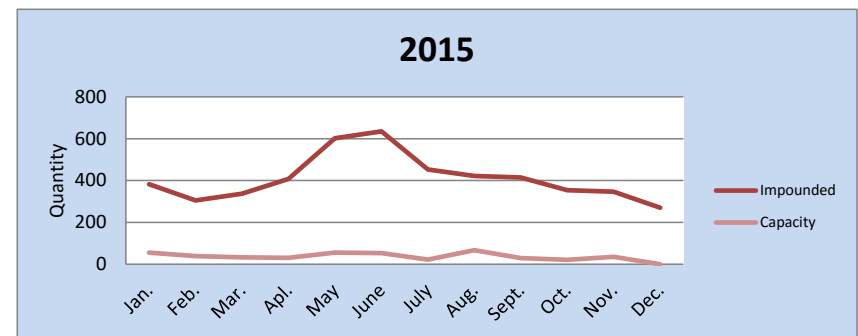
<b>2017 EUTHANASIA REPORT</b>												
2017 Impounded	Jan.	Feb.	Mar.	Apl.	May	June	July	Aug.	Sept.	Oct.	Nov.	Dec.
	277	231	278	315	508	470	406	416	376			
Sick/Contagious	3	3	5	5	10	26	22	8	6			
Out of County	0	1	0	0	0	0	0	0	0			
Aggressive	14	20	14	25	32	15	11	7	13			
Vet. Recom	2	3	8	1	2	3	2	3	1			
Capacity	5	0	8	8	15	45	28	7	0			
Owner Requested	24	22	29	19	25	26	24	21	22			
<b>Capacity Euthanasia</b>	<b>2%</b>	<b>0%</b>	<b>3%</b>	<b>3%</b>	<b>3%</b>	<b>10%</b>	<b>7%</b>	<b>2%</b>	<b>0%</b>			



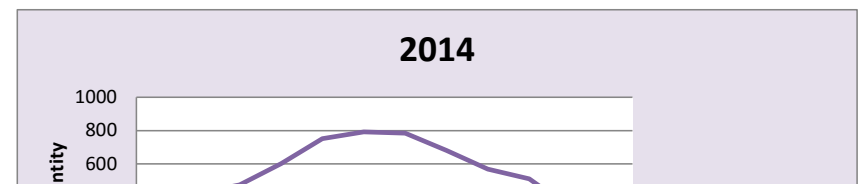
<b>2016 EUTHANASIA REPORT</b>													
2016 Impounded	Jan.	Feb.	Mar.	Apl.	May	June	July	Aug.	Sept.	Oct.	Nov.	Dec.	
	286	236	288	351	468	425	471	466	399	257	267	264	
Sick/Contagious	12	4	2	9	21	30	20	32	13	30	12	5	
Out of County	11	24	0	0	0	3	0	0	0	0	0	0	
Aggressive	19	9	9	3	9	12	14	16	12	10	12	9	
Vet. Recom	3	2	3	2	10	1	1	5	12	1	1	4	
Capacity	11	17	0	0	0	26	19	26	46	13	5	0	
Owner Requested	15	24	31	15	24	32	45	34	36	23	24	19	
<b>Capacity Euthanasia</b>	<b>4%</b>	<b>7%</b>	<b>0%</b>	<b>0%</b>	<b>0%</b>	<b>6%</b>	<b>4%</b>	<b>6%</b>	<b>12%</b>	<b>5%</b>	<b>2%</b>	<b>0%</b>	



<b>2015 EUTHANASIA REPORT</b>												
2015 Impounded	Jan.	Feb.	Mar.	Apl.	May	June	July	Aug.	Sept.	Oct.	Nov.	Dec.
	382	305	337	408	602	635	453	422	415	354	347	270
Sick/Contagious	15	10	13	17	18	54	21	19	10	10	6	8
Out of County	2	2	2	2	12	12	24	15	12	5	20	10
Aggressive	28	11	19	21	27	23	20	8	6	6	6	10
Vet. Recom	6	0	4	5	5	28	9	7	7	3	11	5
Capacity	56	39	33	30	56	53	22	67	29	21	35	0
Owner Requested	10	10	10	11	22	37	24	22	25	22	32	16
<b>Capacity Euthanasia</b>	<b>15%</b>	<b>13%</b>	<b>10%</b>	<b>7%</b>	<b>9%</b>	<b>8%</b>	<b>5%</b>	<b>16%</b>	<b>7%</b>	<b>6%</b>	<b>10%</b>	<b>0%</b>

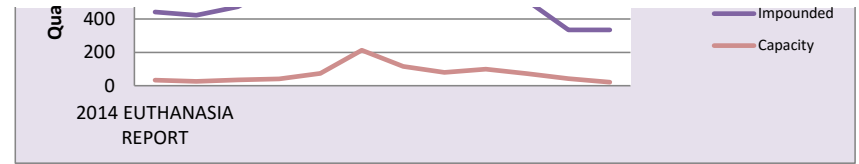


<b>2014 EUTHANASIA REPORT</b>												
2014 Impounded	Jan.	Feb.	Mar.	Apl.	May	June	July	Aug.	Sept.	Oct.	Nov.	Dec.
	442	423	474	601	752	792	785	681	569	510	335	335
Sick/Contagious	23	21	39	33	37	59	34	43	53	47	19	13
Out of County	13	12	15	5	36	41	20	26	37	15	3	0

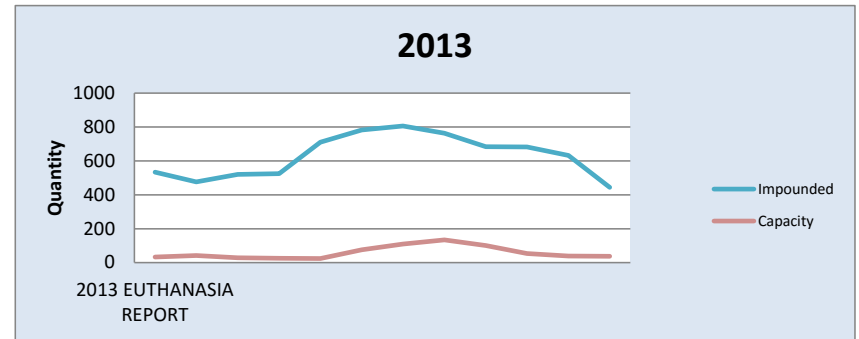


Animal Care Control Center

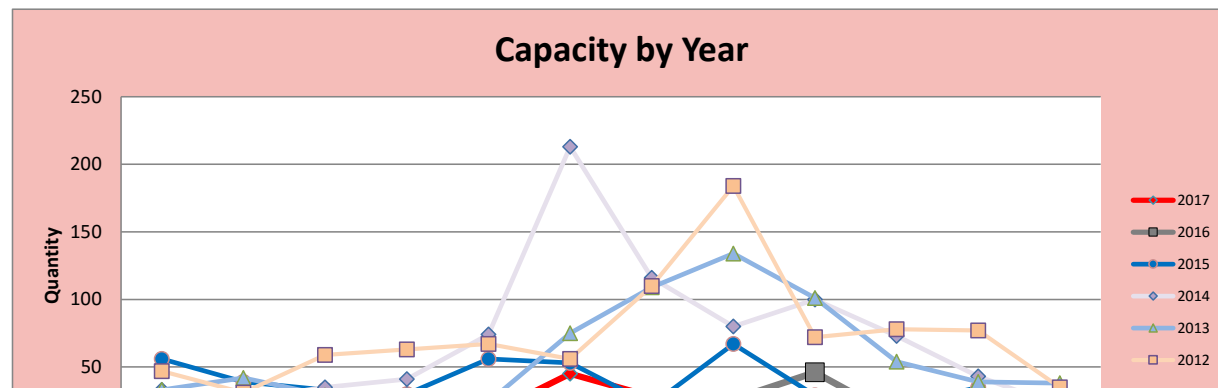
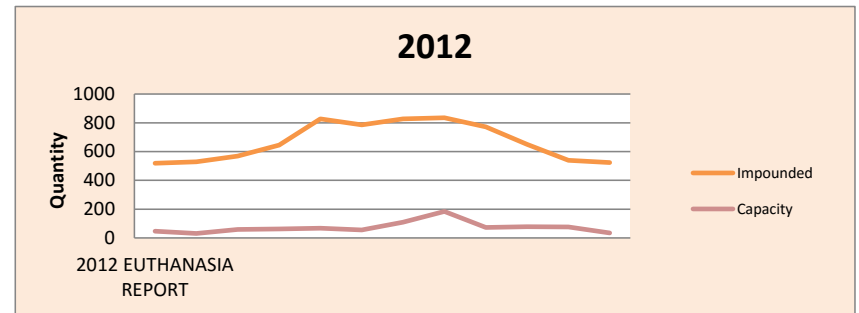
<b>Aggressive</b>	23	13	29	35	11	67	23	17	27	28	18	12
<b>Vet. Recom</b>	6	14	3	3	11	11	69	31	12	18	10	12
<b>Capacity</b>	33	26	35	41	74	213	116	80	100	73	43	21
<b>Owner Requested</b>	14	14	7	6	15	23	23	17	29	14	13	18
<b>Capacity Euthanasia</b>	7%	6%	7%	7%	10%	27%	15%	12%	18%	14%	13%	6%



<b>2013 EUTHANASIA REPORT</b>												
2013	Jan.	Feb.	Mar.	Apl.	May	June	July	Aug.	Sept.	Oct.	Nov.	Dec.
<b>Impounded</b>	533	476	520	525	710	783	806	764	684	682	632	444
<b>Sick/Contagious</b>	20	34	17	9	20	57	106	178	121	111	44	44
<b>Out of County</b>	32	18	23	29	28	37	39	26	38	33	17	11
<b>Aggressive</b>	78	47	15	12	45	23	36	84	24	16	17	12
<b>Vet. Recom</b>	8	13	88	45	63	130	103	55	24	34	17	14
<b>Capacity</b>	33	42	29	25	24	75	109	134	101	54	39	38
<b>Owner Requested</b>	0	0	13	16	12	21	15	12	13	13	19	2
<b>Capacity Euthanasia</b>	6%	9%	6%	5%	3%	10%	14%	18%	15%	8%	6%	9%



<b>2012 EUTHANASIA REPORT</b>												
2012	Jan.	Feb.	Mar.	Apl.	May	June	July	Aug.	Sept.	Oct.	Nov.	Dec.
<b>Impounded</b>	519	529	568	646	827	785	827	835	772	651	539	524
<b>Sick/Contagious</b>	44	30	108	144	199	124	226	133	112	75	53	41
<b>Out of County</b>	30	31	17	21	30	57	37	44	70	31	29	42
<b>Aggressive</b>	102	92	78	111	174	113	124	145	126	95	93	77
<b>Vet. Recom</b>	16	38	11	12	13	14	10	21	31	41	16	18
<b>Capacity</b>	47	31	59	63	67	56	110	184	72	78	77	35
<b>Capacity Euthanasia</b>	9%	6%	10%	10%	8%	7%	13%	22%	9%	12%	14%	7%



### Euthanasia Report

