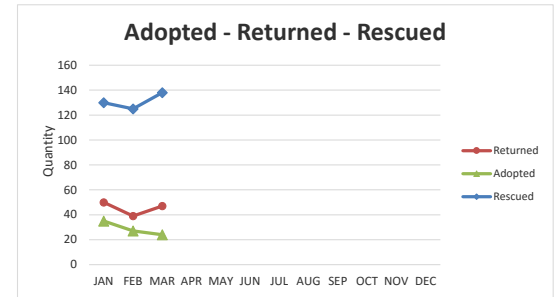


COLUMBUS, GA Animal Care Control Center

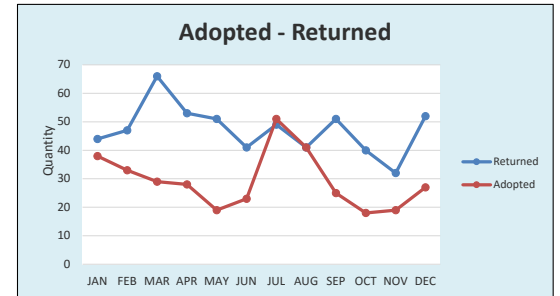
Last Modified: 4/18/2017

2017	INTAKE					RTO		ADOPTED			RESCUED			%		HUMANELY EUTHANIZED				%		
	DOG	CAT	CFRC	BF	T	DOG	CAT	T	DOG	CAT	T	DOG	CAT	T	CFRC	GT	PLACED	DOG	CAT	CFRC	T	EUTHANIZED
JAN	223	54	0	0	277	49	1	50	30	5	35	102	28	130	0	215	78%	39	8	0	47	17%
FEB	206	25	0	0	231	38	1	39	27	0	27	112	13	125	0	191	83%	35	14	0	49	21%
MAR	231	47	0	0	278	43	4	47	23	1	24	104	34	138	0	209	75%	51	7	0	58	21%
APR					0			#N/A			#N/A			#N/A		#N/A	0%					0%
MAY					0			#N/A			#N/A			#N/A		#N/A	0%					0%
JUN					0			#N/A			#N/A			#N/A		#N/A	0%					0%
JUL					0			#N/A			#N/A			#N/A		#N/A	0%					0%
AUG					0			#N/A			#N/A			#N/A		#N/A	0%					0%
SEP					0			#N/A			#N/A			#N/A		#N/A	0%					0%
OCT					0			#N/A			#N/A			#N/A		#N/A	0%					0%
NOV					0			#N/A			#N/A			#N/A		#N/A	0%					0%
DEC					0			#N/A			#N/A			#N/A		#N/A	0%					0%
YTD	660	126	0	0	786	130	6	136	80	6	86	318	75	393	0	615	74%	125	29	0	154	20%



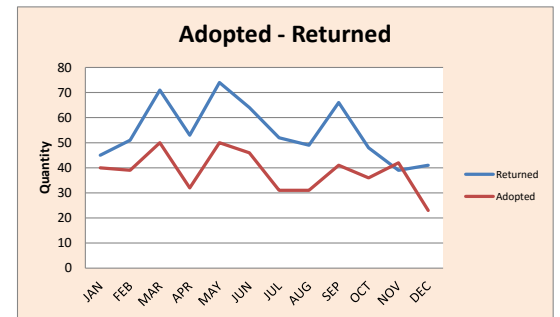
***NOTE: BEST FRIENDS FERAL CAT PROGRAM March 2017 TOTAL
BEST FRIENDS FERAL CAT PROGRAM TOTAL YTD **4387**
March 2017 Walk-In Visitors to ACCC 494 YTD Total =1631.
****Best Friends Numbers not Available at this time for March 2017

2016	INTAKE					RTO		ADOPTED			RESCUED			%		HUMANELY EUTHANIZED				%		
	DOG	CAT	CFRC	BF	T	DOG	CAT	T	DOG	CAT	T	DOG	CAT	T	CFRC	GT	PLACED	DOG	CAT	CFRC	T	EUTHANIZED
JAN	227	59	0	0	286	43	1	44	38	0	38	102	40	142	0	224	78%	52	19	0	71	25%
FEB	209	27	0	0	236	43	4	47	31	2	33	71	10	81	0	161	68%	50	10	0	60	25%
MAR	252	36	19	0	307	64	2	66	29	0	29	125	33	158	0	253	82%	42	3	0	45	15%
APR	204	147	28	0	379	53	0	53	28	0	28	113	131	244	0	325	86%	20	9	0	29	8%
MAY	247	221	31	0	499	51	0	51	19	0	19	120	200	320	0	390	78%	39	25	0	64	13%
JUN	225	200	0	0	425	41	0	41	19	4	23	93	156	249	0	313	74%	75	29	0	104	24%
JUL	264	207	0	0	471	48	1	49	38	13	51	107	135	242	0	342	73%	56	42	0	98	21%
AUG	259	207	0	0	466	41	0	41	37	4	41	122	148	270	0	352	76%	63	50	0	113	24%
SEP	254	145	0	0	399	39	12	51	16	9	25	99	113	212	0	288	72%	92	27	0	119	30%
OCT	184	73	0	0	257	38	2	40	16	2	18	85	48	133	0	191	74%	52	25	0	77	30%
NOV	200	67	0	0	267	31	1	32	17	2	19	118	57	175	0	226	85%	44	10	0	54	20%
DEC	226	38	0	0	264	49	3	52	25	2	27	103	24	127	0	206	78%	31	6	0	37	14%
YTD	2751	1427	78	0	4256	541	26	567	313	38	351	1258	1095	2353	0	3271	74%	616	255	0	871	20%



***NOTE: BEST FRIENDS FERAL CAT PROGRAM DEC 2016 TOTAL
BEST FRIENDS FERAL CAT PROGRAM TOTAL YTD **4387**
December 2016 Walk-In Visitors to ACCC 594 YTD Total = 6214.
****Best Friends Numbers not Available at this time for December 2016

2015	INTAKE					RTO		ADOPTED			RESCUED			%		HUMANELY EUTHANIZED				%		
	DOG	CAT	CFRC	BF	T	DOG	CAT	T	DOG	CAT	T	DOG	CAT	T	CFRC	GT	PLACED	DOG	CAT	CFRC	T	EUTHANIZED
JAN	328	54	0	0	382	45	0	45	37	3	40	131	41	172	0	257	67%	111	6	0	117	31%
FEB	291	14	27	0	332	51	0	51	39	0	39	136	17	153	0	243	73%	69	3	0	72	22%
MAR	286	51	0	0	337	70	1	71	50	0	50	84	46	130	0	251	74%	75	6	0	81	24%
APR	288	120	0	0	408	51	2	53	31	1	32	131	91	222	0	307	75%	71	15	0	86	21%
MAY	317	285	0	0	602	71	3	74	37	13	50	90	218	308	0	432	72%	111	28	0	139	23%
JUN	322	313	0	0	635	64	0	64	31	15	46	102	236	338	0	448	71%	127	80	0	207	33%
JUL	271	182	0	0	453	51	1	52	30	1	31	114	129	243	0	326	72%	73	47	0	120	26%
AUG	284	138	0	0	422	49	0	49	29	2	31	99	108	207	0	287	68%	111	27	0	138	33%
SEP	269	146	0	0	415	66	0	66	37	4	41	112	130	242	0	349	84%	71	18	0	89	21%
OCT	243	111	0	0	354	47	1	48	31	5	36	107	89	196	0	280	79%	54	13	0	67	19%
NOV	237	112	0	0	349	37	2	39	33	9	42	90	73	163	0	244	70%	82	28	0	110	32%
DEC	205	65	0	0	270	38	3	41	23	0	23	99	47	146	0	210	78%	34	15	0	49	18%
YTD	3341	1591	27	0	4959	640	13	653	408	53	461	1295	1225	2520	0	3634	73%	989	286	0	1275	26%

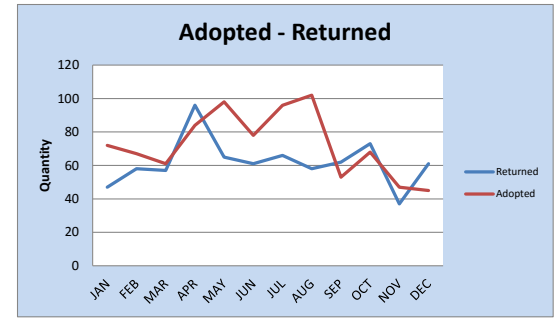


***NOTE: BEST FRIENDS FERAL CAT PROGRAM DEC 2015 TOTAL
BEST FRIENDS FERAL CAT PROGRAM TOTAL YTD **2789**
DECEMBER 2015 Walk-In Visitors to ACCC 723 YTD Total = 7812.
****Best Friends Numbers not Available at this time for Dec. 2015

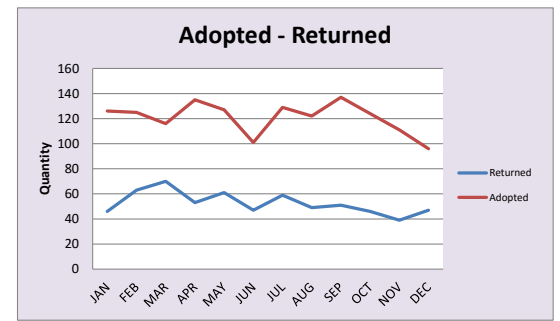
COLUMBUS, GA Animal Care Control Center

Last Modified: 4/18/2017

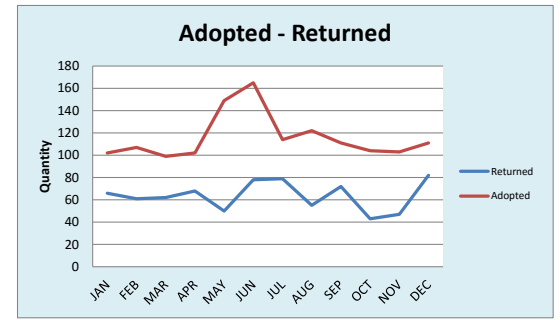
2014 INTAKE						RTO				ADOPTED				RESCUED				HUMANELY EUTHANIZED			
DOG	CAT	CFRC	BF	T		DOG	CAT	T	%	DOG	CAT	T	CFRC	GT	PLACED	DOG	CAT	CFRC	T	EUTHANIZED	%
JAN	330	112	54		496	44	3	47	66	6	72	131	31	162	138	419	89	23	2	112	23%
FEB	263	160	57		480	57	1	58	64	3	67	66	43	109	145	379	76	24	2	100	21%
MAR	327	147	13		487	54	3	57	57	4	61	106	59	165	82	365	95	32	0	127	26%
APR	340	261	55		656	91	5	96	77	7	84	74	138	212	112	504	107	21	0	128	20%
MAY	359	393	43		795	57	8	65	76	22	98	94	190	284	122	569	115	69	0	184	23%
JUN	383	409	48		840	59	2	61	58	20	78	93	103	196	119	454	176	238	0	414	49%
JUL	402	383	32		817	63	3	66	74	22	96	147	124	271	32	465	113	172	0	285	35%
AUG	367	314	32	150	863	53	5	58	79	23	102	101	122	223	83	466	121	93	0	214	25%
SEP	384	185	5	29	603	60	2	62	43	10	53	93	75	168	29	312	175	83	0	258	43%
OCT	350	160	0	236	746	70	3	73	56	12	68	112	74	186	0	327	121	74	0	195	26%
NOV	269	66	0	NR	335	36	1	37	38	9	47	80	59	139	0	223	94	12	0	106	32%
DEC	261	74	0	NR	335	59	2	61	40	5	45	116	50	166	0	272	60	16	0	76	23%
YTD	4035	2664	339	415	7453	703	38	741	728	143	871	1213	1068	2281	862	4755	1342	857	4	2199	30%



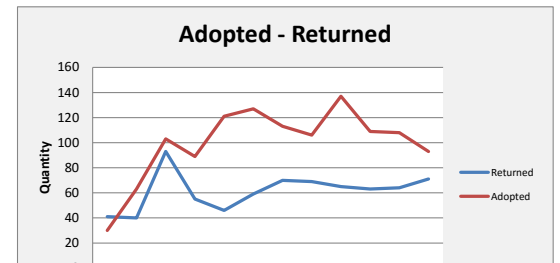
2013 INTAKE						RTO				ADOPTED				RESCUED				HUMANELY EUTHANIZED			
DOG	CAT	CFRC		T		DOG	CAT	T	%	DOG	CAT	T	CFRC	GT	PLACED	DOG	CAT	CFRC	T	EUTHANIZED	%
JAN	387	146			533	42	4	46	109	17	126	117	49	166	338	108	74		182	34%	
FEB	307	169			476	57	6	63	114	11	125	50	64	114	302	86	86		172	36%	
MAR	317	203			520	62	8	70	109	7	116	68	70	138	324	85	100		185	36%	
APR	329	196			525	52	1	53	120	15	135	71	136	207	395	74	62		136	26%	
MAY	336	374			710	59	2	61	91	36	127	82	205	287	475	97	95		192	27%	
JUN	384	399			783	46	1	47	69	32	101	112	151	263	411	141	202		343	44%	
JUL	432	374			806	58	1	59	93	36	129	89	106	195	383	193	215		408	51%	
AUG	423	341			764	45	4	49	85	37	122	81	28	109	280	210	279		489	64%	
SEP	367	317	38		722	48	3	51	72	65	137	64	41	105	411	180	141	1	322	45%	
OCT	319	363	111		793	43	3	46	79	45	124	73	33	106	216	116	145	1	262	33%	
NOV	231	276	125		632	37	2	39	65	46	111	37	39	76	249	81	71	1	153	24%	
DEC	284	160	47		491	44	3	47	60	36	96	84	49	133	128	95	26	2	123	25%	
YTD	4116	3318	321		7755	593	38	631	1066	383	1449	928	971	1766	711	4286	1466	1496	5	2967	38%



2012 IMPOUNDED						RTO				ADOPTED				RESCUED				HUMANELY EUTHANIZED			
DOG	CAT			T		DOG	CAT	T	%	DOG	CAT	T	CFRC	GT	PLACED	DOG	CAT	CFRC	T	EUTHANIZED	%
JAN	340	179			519	60	6	66	76	26	102	83	21		104	99	125		224	43%	
FEB	347	182			529	58	3	61	90	17	107	80	42		122	127	114		241	46%	
MAR	386	182			568	58	4	62	91	8	99	57	53		110	158	114		272	48%	
APR	351	295			646	66	2	68	85	17	102	47	82		129	155	197		352	54%	
MAY	378	452			830	48	2	50	99	50	149	42	61		103	194	322		516	62%	
JUN	427	358			785	74	4	78	125	40	165	59	93		152	146	217		363	46%	
JUL	431	396			827	77	2	79	83	31	114	54	68		122	225	282		507	61%	
AUG	459	376			835	53	2	55	95	27	122	84	68		152	218	288		506	61%	
SEP	399	340			739	64	8	72	82	29	111	83	70		153	179	232		411	56%	
OCT	367	284			651	40	3	43	79	25	104	90	82		172	147	172		319	49%	
NOV	336	203			539	44	3	47	73	30	103	56	46		102	157	117		274	51%	
DEC	369	155			524	75	7	82	79	32	111	72	43		115	135	85		220	42%	
YTD	4590	3402			7992	717	46	763	1057	332	1389	807	729		1536	1940	2265		4205	53%	



2011 IMPOUNDED						RTO				ADOPTED				RESCUED				HUMANELY EUTHANIZED			
DOG	CAT			TOTAL		DOG	CAT	TOTAL	%	DOG	CAT	TOTAL	DOG	CAT	TOTAL	DOG	CAT	TOTAL	TOTAL	EUTHANIZED	%
JAN	404	167			571	40	1	41	29	1	30	29	12		41	282	151		433	76%	
FEB	394	193			587	38	2	40	61	2	63	50	11		61	231	172		403	69%	
MAR	383	158			541	65	8	93	88	15	103	41	24		65	171	109		280	52%	
APR	317	277			594	52	3	55	75	14	89	36	51		87	160	198		358	60%	
MAY	370	383			753	44	2	46	92	29	121	21	18		39	214	341		555	74%	
JUN	437	436			873	58	1	59	83	44	127	43	6		49	257	391		648	74%	
JUL	481	380			861	69	1	70	93	20	113	28	41		69	276	318		594	69%	
AUG	438	247			685	66	3	69	80	26	106	36	28		64	262	180		442	65%	
SEP	419	268			687	61	4	65	98	39	137	56	30		86	202	174		376	55%	
OCT	330	284			614	59	4	63	84	25	109	62	20		82	117	245		362	59%	
NOV	281	212			493	60	4	64	75	33	108	63	19		82	115	169		284	58%	



COLUMBUS, GA Animal Care Control Center

Last Modified: 4/18/2017

DEC	345	166		511	65	6	71	67	26	93	89	18		107	53%	122	119	241	47%
YTD	4599	3171		7770	697	39	736	925	274	1199	554	278		832	36%	2409	2567	4976	64%



2010	IMPOUNDED			TOTAL	RTO			ADOPTED			RESCUED			TOTAL	% Placed	HUMANELY EUTHANIZED			TOTAL	% EUTHANIZED
	DOG	CAT			DOG	CAT		DOG	CAT		DOG	CAT				DOG	CAT			
JAN	359	133		492	49	2	51	9	2	11	48	18	66	26%	248	110	358	73%		
FEB	297	137		434	35	1	36	21	6	27	39	13	52	26%	207	114	321	74%		
MAR	390	187		577	61	1	62	22	6	28	43	38	81	30%	269	144	413	72%		
APR	369	319		688	39	5	44	34	9	43	22	17	39	18%	272	271	543	79%		
MAY	386	356		742	45	3	48	15	6	21	46	34	80	20%	276	328	604	81%		
JUN	479	474		953	51	1	52	23	5	28	35	11	46	13%	373	443	816	86%		
JUL	480	282		762	66	2	68	15	3	18	33	7	40	17%	357	280	637	84%		
AUG	422	303		725	33	1	34	20	12	32	31	16	47	16%	328	280	608	84%		
SEP	378	303		681	62	4	66	18	1	19	35	12	47	19%	280	285	565	83%		
OCT	364	223		587	44	3	47	29	7	36	35	11	46	22%	250	196	446	76%		
NOV	270	250		520	65	10	75	23	5	28	25	6	31	26%	183	229	412	79%		
DEC	355	156		511	52	4	56	23	11	34	38	10	48	27%	236	136	372	73%		
YTD	4549	3123		7672	602	37	639	252	73	325	430	193	623	21%	3279	2816	6095	79%		

